






## Year 2

### SUMMER TERM

#### Home Learning Log

Choose at least one English task, one maths task and one topic/science task from the table below. The tasks are ranked accordingly, from 1 star being the easiest level to 3 stars being the hardest. You can choose which level you complete. If you wish to, you could complete more than three tasks.

During the Summer term, we are looking at the story of Charlie and the Chocolate Factory by Roald Dahl and we are also learning about islands, so the homework activities link to these topics.

Star Ranking:	ENGLISH	MATHS	TOPIC/SCIENCE
	Everything is made of sweets and chocolate in the Chocolate Room. Imagine that your classroom is made of similar things and describe what it is like. You could write about it or make a model of the classroom, either 3D or a drawing/collage with labels.	Look at a selection of chocolate bars and sweet packets. Find out how much they weigh. Put the items in order, from the lightest to the heaviest.	Think about what would make a balanced diet for a day. Present it in your own way e.g. draw the food and label, collage a plate of food, make a daily menu and decorate it etc. -it's up to you as to how creative you can be.
	Imagine that there was one more ticket available and a new child found it. Describe what they are like. How do they feel about visiting the chocolate factory?	Charlie finds a 50p coin in the street. Find out what can be bought with just 50p. Explore how many fifty pence coins would be needed to buy certain items (e.g. a toothbrush, a magazine, a camera etc.).	Find out where in the world the ingredients for a chocolate bar come from. Can you plot them on a map?
	Invent a made-up biography for the character Willy Wonka? Where was he born? What was his life like when he was growing up? What amazing adventures has he had throughout his life?	Collect data from members of your family and friends about their favourite type of sweet from a choice of 4. Collect the data using a tally chart. Present the information as a pictogram or a bar chart. Write some sentences about your findings e.g. The most/least popular sweet is _____. The difference between sweet A and D is _____.	When Willy Wonka describes Loompaland, he explains that it has jungles that are home to dangerous beasts called hornswogglers, snozzwangers and whangdoodles. Could you create a new creature from Loompaland? Add labels to show its different features and write a report about it.

**Challenge:** Create and complete your own task related to your class topic.

**Please complete and return to your teacher by 28<sup>th</sup> June.**

#### Spellings

These will continue to be sent home weekly on a sheet and the sheet will need to be completed and returned each Monday ahead of the spelling test.