



EYFS Unit 1.2 Celebrating Festivals:

What makes a day special? Who celebrates what and why?

Age GROUP: 4-5s

**Non statutory
exemplification of RE**

**Wolverhampton
SACRE
2021 © RE Today**

Celebrating Festivals: Who celebrates what, and why?

How do we celebrate special times? What do we do and how do we feel? **AGE GROUP: 4-5s**

About this unit:

This unit enables young children in the reception year to focus on celebrations they have experienced and to learn about and from the religious festivals of different faiths. It uses play based learning and speaking and listening approaches which enable children's learning to progress in line with some early learning goals. They will gain and use new vocabulary in relation to RE content.

The focus is on enabling children to reflect on what it means to join in with a festival and why people celebrate in annual religious festivals like Diwali, Christmas, Eid and Hanukkah. The feelings and emotions of celebration are linked to stories, special foods, dressing up and being part of a community.

Children are encouraged to consider what can be learned from their own experiences of celebrations as well as learning about and from the celebrations of others.

Where this unit fits in

This unit will help teachers to implement the requirements for RE by providing them with well worked examples of teaching and learning about the theme of celebrations, using the concepts of special days, beliefs and worship and examples of how people celebrate festivals. This unit contributes to the continuity and progression of pupils' learning by linking with four of the areas of the early learning goals. The unit anticipates a further study of celebrations in different religions.

Estimated teaching time for this unit: 7 hours. It is recognised that this unit provides more teaching ideas than a class will cover in 7 hours.

Teachers are invited to decide upon their own use of some of the learning ideas below, ensuring depth of learning rather than covering everything. Short sessions of RE are often appropriate – taking 20 minutes of well-focused time is better than a boring hour! As there are more than 7 hours-worth of lessons, teachers will need to choose which lesson ideas they will teach and which they will leave out, based on the learning needs of their classes. The final session is designed to be flexible and can draw together ideas and thinking from whichever material pupils have covered throughout this unit.

ATTITUDES FOCUS: Pupils will explore attitudes of:

- **Self awareness** by becoming increasingly aware of the ways celebration can make us happy;
- **Respect for all** by developing a willingness to learn from the celebrations and special days of others;
- **Open mindedness** by engaging with the lives of others and expanding their knowledge and understanding of the world;
- **Appreciation and wonder** by developing their capacity to respond to special events in the life of their family, and others, using some simple skills in creative development.

Background information for the teacher:

Children of this age are naturals when it comes to celebrating and having a good time! When introducing religious concepts to them it is useful to start with examples from their own (possibly non-religious) experiences. Involving all their senses helps children to become familiar with symbols and artefacts which they will not see every day and start to develop awareness that feelings and beliefs can be expressed through the use of these objects. Any religious celebration could be used for this unit and adapted to suit your school's needs. The introduction the unit provides to RE and to Christian and Muslim festivals in particular may link to cultural learning, however this is RE and good teaching will be wary of merely cultural celebrations (eg Chinese New Year, Bonfire Night).

Vocabulary + concepts	Resources
<p>In this unit, pupils will have an opportunity to use words and phrases related to:</p> <p>Celebration Special days</p> <p>Specific religions: Christianity</p> <p>Vocabulary linked to a specific celebration/festival</p>	<p>Teachers might use:</p> <ul style="list-style-type: none"> ▪ 'Say Hello To...' and 'Share a story with...' RE Today – 6 flash books for the whiteboard introducing a child from different religions to the class simply. A good start in Reception RE, with the story book version (new in 2014) adding another dimension ▪ Talking Pictures: A picture pack by Fiona Moss and Stephen Pett from RE Today, 2012, with a disc and site license. Lots of good visual learning ideas for younger pupils on Islam, Judaism and Christianity • RE Today publications include a World Faiths Jigsaw designed for Early Years education ▪ Dottie and Buzz – puppet videos/DVD from Channel 4/Culham College ▪ A Christmas journey – Susie Poole - Stapleford ISBN 9781904637332 ▪ 'My Very First Bible Stories – Baby Jesus' Lois Rock ISBN 0745949509 ▪ The Easter Story – Lois Rock ISBN 9780745960821 ▪ 'Firm foundations' series – Margaret Cooling – ISBN 1851753338 ▪ 'The Hanukkah Story Big Book' Anita Ganeri ISBN 0237526522 ▪ Folens Primary RE Poster pack: for pictures of Sikhism Guru Granth Sahib Romola Chauri ▪ 'The Diwali Story Big Book' Anita Ganeri ISBN0237524694 <p>Artefacts</p> <ul style="list-style-type: none"> • A range of different crosses available from Articles of Faith or Religion in Evidence • Channel 4 broadcasts and videos e.g. Water, Moon, Candle & Sword (video, teachers' guide and activity book available) • There is a very good selection of authentic materials about Islam for children available from the Islamic Foundation in Leicestershire: www.islamic-foundation.com . Story books, audio and video tapes and posters are all useful. • PCET, Folens and Nelson publish some useful photo / picture packs on particular religions. • The Bradford Inter Faith Education Centre (01274 731674) has many useful publications about its local faith communities. <p>Web:</p> <ul style="list-style-type: none"> ▪ The National Association of Teachers of RE (NATRE) has two excellent web starting points for these issues: www.natre.org.uk/spiritedarts enables pupils to view and judge numerous works of pupil art on key stories and spiritual ideas from young people. ▪ BBC's Let's Celebrate has several clips of festivals from a range of faiths and short videos telling stories behind the celebrations http://www.bbc.co.uk/cbeebies/shows/lets-celebrate ▪ Try www.reonline.org.uk for a good general gateway to RE materials. ▪ http://request.org.uk/restart/ has a whole section devoted to Christian festivals
<p>Contributions to spiritual, moral, social and cultural development of pupils and to exploring and promoting British values</p>	<ul style="list-style-type: none"> • Opportunities for spiritual development come from reflecting on celebrations that are important to me; • Opportunities for social development come from thinking about why times spent celebrating are enjoyable and happy (there is a useful SEAL link here); • Opportunities for cultural development come from learning about celebrations of people from different cultures to my own. • Opportunities for development of British values come from learning about celebrations of people from different backgrounds and developing mutual respect and tolerance.

EXPECTATIONS: At the end of this unit children will have had the chance to develop abilities and show what they can do.

<p>ELGs in Communication and Language</p> <ul style="list-style-type: none"> ▪ Children engage actively with stories, rhymes and poems from the RE field taking opportunities to use and embed new vocabulary ▪ They share their ideas via conversation, story-telling and role play ▪ They offer explanations and answers to 'why' questions about religious stories 	<p>ELGs in Personal, Social and Emotional Development</p> <ul style="list-style-type: none"> ▪ Talk and think about simple values which they find in RE content ▪ Notice and respond to ideas about caring, sharing and kindness from RE content including stories, sayings and songs. ▪ Children understand that they can expect others to treat their needs, views, cultures and beliefs with respect. 	<p>ELGs in Understanding the World</p> <ul style="list-style-type: none"> • Children extend their knowledge and familiarity with words that support understanding of religion and belief • Talk about the lives of people around them, understanding characters and events from stories of festivals. • Know some similarities and differences between different religious and cultural communities in this country, drawing on their experiences and what has been read and experienced in class. 	<p>ELGs in Expressive Arts and Design</p> <ul style="list-style-type: none"> • Children build their imagination and creativity by exploring and playing with a wide range of media and materials using RE content about celebrations • Respond in a variety of ways to what they see, hear, smell, touch and taste in relation to celebrations. • See, hear and participate in a wide range of examples of religious and spiritual expression at different festivals • Develop their understanding, self-expression, vocabulary and ability to communicate through the arts.
---	--	--	---

ASSESSMENT SUGGESTIONS

A formal assessment of each pupils is neither required nor desirable for every RE unit. Continuing use of assessment for learning methods is best.

Teachers can assess this work by observing children throughout the work. The tasks aim to elicit engaged and reflective responses to the material studied throughout the unit across the ability range. In this unit assessment can be made in line with Early Learning Goals.

In this unit, the final activity might give good evidence what children are achieving:

- Take one sensory aspect of one of the special celebrations or days, e.g. music, food, clothing, gifts, promises, stories. Provide examples for the children to listen to or taste or enjoy.
- Talk to pupils about their favourite food / music / clothes / words / promises: what do they like about it? How does it make them feel? What food and music would they choose once a week on a special day? Talk about how the religious believers might find the music or food or clothes or other factors enhance their experience of this special time.
- Ask children: what have we learned? Whose special days would you like to share, or join in and why? What did you notice about other people's special days?

RE can be taught through all areas of the Reception class curriculum, developing children's key skills and knowledge through the following possible opportunities.

Prime area: Communication and Language. RE enables children to:

- Develop their spoken language through quality conversation in a language-rich environment, gaining new vocabulary about religion and worldviews
- Engage actively with stories, non-fiction, rhymes and poems from the RE field, taking opportunities to use and embed new words in a range of contexts
- Share their ideas via conversation, story-telling and role play, responding to support and modelling from their teacher, and sensitive questioning that invites them to elaborate their thoughts in the RE field
- Become comfortable using a rich range of vocabulary and language structures in relation to RE content.
- Offer explanations and answers to 'why' questions about religious stories, non-fiction, rhymes, songs and poems.

Prime area: Personal, Social and Emotional Development. RE enables children to:

- Observe and join in warm and supportive relationships with adults and learn how to understand their own feelings and those of others
- Manage emotions and develop a positive sense of self, understanding their own feelings and those of others e.g. through religious story
- Talk and think about simple values as they learn how to make good friendships, co-operate and resolve conflicts peaceably
- Notice and respond to ideas about caring, sharing and kindness from RE content including stories, sayings and songs.

Prime area: Physical Development. RE enables children to:

- Use and develop their motor skills through RE based arts and craft activities and, for example, small world play, visual representations of their ideas and thoughts, role play

Specific area: Literacy. RE enables children to:

- Build their abilities in language comprehension through talking with adults about the world around them, including the world of religion and belief
- Engage with stories and non-fiction in RE settings and enjoy rhymes, poems and songs together.
- Build their skills in RE-related word reading, recognizing religious words and discovering new vocabulary in relation to religions and worldviews
- Articulate ideas and use RE examples to write simple phrases or sentences that can be read by others.

Specific area: Mathematics. RE enables children to:

- Develop their spatial reasoning skills, noticing shape, space and measures in relation to RE content
- Look for patterns and relationships and spot connections, sorting and ordering objects simply.

Specific area: Understanding the World. RE enables children to:


- Make sense of their physical world and their community, e.g. on visits to places of worship, or by meeting members of religious communities
- Listen to a broad selection of stories, non-fiction, rhymes and poems to foster understanding of our culturally, socially and ecologically diverse world.
- Extend their knowledge and familiarity with words that support understanding of religion and belief
- Talk about the lives of people around them, understanding characters and events from stories.
- Know some similarities and differences between different religious and cultural communities in this country, drawing on their experiences and what has been read and experienced in class.
- Explore the natural world around them making observations of animals and plants, environments and seasons, making space for responses of joy, wonder, awe and questioning.


Specific area: Expressive Arts and Design. RE enables children to:

- Develop artistic and cultural awareness in relation to RE materials in relation to art, music, dance, imaginative play, and role- play and stories to represent their own ideas, thoughts and feelings.
- Build their imagination and creativity by exploring and playing with a wide range of media and materials using RE content, responding in a variety of ways to what they see, hear, smell, touch and taste.
- See, hear and participate in a wide range of examples of religious and spiritual expression, developing their understanding, self-expression, vocabulary and ability to communicate through the arts.
- Create work drawing from religions and beliefs with a variety of materials and tools, sharing their creations and explaining the meaning of their work.
- Adapt and recount religious stories inventively, imaginatively and expressively, and sing, perform and learn from well-told stories from different religions.


LEARNING INTENTIONS	Implementation: teaching and learning activities and ideas	IMPACT: LEARNING OUTCOMES	<i>Points to note</i>
What special times do we celebrate? Big days for everyone!			
<p>Communication and language: children will gain new vocabulary about religious festivals</p> <p>PSED: children will understand their own feelings and those of others about celebrations</p> <p>Understanding the world: children will understand new ideas about our culturally diverse world.</p>	<p>Looking at reminders of special days</p> <ul style="list-style-type: none"> • Fill a box with a selection of cards and wrapping paper depicting different occasions e.g. birthday, wedding, christening, Christmas, Mother's Day, a 'spent' firework. A 'Celebrations Box'. • Pass the box round for the pupils to choose an item and describe it. Can they guess when we send each card or which wrapping paper we would use? Who would you give the card and gifts to? • Explore feelings about celebrations. Use a 'Feelings Box' containing 'feelings' words – happy, full of fun, joyful, glad, together, excited: when do we feel these emotions? Do they link up with any of the things in the celebration box? • Talking about some well known celebrations – birthday, Christmas, Diwali and others – is good, but will be developed more fully later in the unit. • Ask children to choose presents and cards for people celebrating different festivals and events: what would they give to someone for a wedding, birthday, baby naming, Christmas, Eid, Diwali celebration? 	<p>All children can remember and talk about a special celebration in their own lives.</p> <p>Many children can talk about a special celebration and think about how celebration makes people feel.</p> <p>Some children can speak about celebrations, notice and name the feelings people have during different celebrations.</p>	<p><i>A resource like 'Say Hello to...' or 'Share a story with' from RE today is a good starting point when children first encounter a religion in school. This helps teachers with subject knowledge too.</i></p>
<p>Communication and language: children will offer explanations to 'why' questions about religious stories and festivities</p> <p>PSED: children will talk and think about simple values connected to festival stories</p> <p>EAD: children will develop cultural and religious awareness.</p>	<p>What special days do we enjoy?</p> <ul style="list-style-type: none"> • Ask children what occasions they enjoy celebrating? Ask the pupils to think of a special occasion they particularly enjoy celebrating. What do they do? Where do they go? What do they need? What clothes do they wear? Do they sing any special songs? Do they eat special food? Mime some of the actions and join in some of the songs together. • All the class choose or draw pictures to do with clothes, food, songs, stories, gifts, families and actions. All these things make a festival special. How about a 6-part collage by the whole class? • Plan a party with the pupils designing invitations, planning the food, party bags, games and music. Have a pretend party sampling the food and enjoying the games. Depending on the time of the year select a special occasion for the pupils to enjoy through experiential learning, for example, use Harvest, Sukkot, Christmas, Easter, Diwali, Eid Al Fitr if the Unit is being studied at these times. (See 'What festivals do we celebrate?') 	<p>All pupils can talk about, describe or show how they celebrated a special occasion</p> <p>Many pupils can talk about ways in which people celebrate and how they like to celebrate.</p> <p>Some pupils can recall many features of celebrations that they and their families or friends have been involved with. They might use this knowledge to help with the party planning activity.</p>	<p><i>Diversity can become confusing: use lots of different ideas to clarify the different religions children encounter</i></p>

What religious festivals do we and other people celebrate			
Some Jewish Festivals			
<p>Communication and language: children will participate in imaginative role play</p> <p>PSED: children will develop understanding of their own identity and the identities of others</p> <p>Understanding the world: children will develop an awareness of some religious clothes, objects and rituals</p> <p>EAD: children will see hear and participate in a wide range of cultural and religious expression.</p>	<p>If introducing Jewish festivals, teachers may choose to focus on one or both of these celebrations</p> <p>Jewish people celebrate Hanukkah: freedom and a miracle</p> <ul style="list-style-type: none"> • Watch the 'Religions of the World' animation about Hanukkah from the BBC and talk about the story. • Tell the story of the special candlestick at Hanukkah. Enable children to dramatise the story. Display different kinds of candles and candle holders include a Hanukiah, with 8 candles and one extra to light the others. Teach children how it is used: one candle is lit and placed in the menorah every night of the Festival. • Make stained glass pictures of menorahs. Make candles from old candle stumps • Make some "menorah" seven-branched candelabra. Encourage children to talk about what they want to say 'thank you' for as a candle on the menorah is lit. • Make and play a dreidel play the game in a small group. Make Hanukkah cards decorated with a Hanukiah. Enable the children to decorate with their designs. <p>Jewish people celebrate Purim – rescue and safety</p> <ul style="list-style-type: none"> • Tell the story of Esther. Discuss the issues of right and wrong coming from the story. Show pictures of the main characters and label them with 'good' or 'bad'. With the same characters on sticks as puppets, act out the story. Explain how Jews celebrate this festival. In groups, make the following: kippah, scrolls, greggors, Hamanstashen. • Show artefacts of these objects. Show the things groups have made. Remind them about what Jews do at Purim. Read the story again as it would be done in the synagogue with the children using the things they have made. Eat the Hamnstachen. The story is read in the synagogue from a scroll, when the 'wicked' Haman's name is read out everyone stamps their feet, shakes their greggor's (rattles), whistles and generally makes a noise. The Hamanstashen (biscuits in the shape of his hat) are eaten. 	<p>All children can hear a festival story and join in with at least one of the activities focusing on artefacts used at the festival.</p> <p>Many pupils can talk about a festival story and say something about how people celebrate the festival.</p> <p>Some pupils can retell a festival story, say something about how people celebrate the festival and recognise at least 3 artefacts linked to it.</p>	<p><i>In this section select activities and celebrations appropriate to the children in the school e.g. seasonal, a number of children from a particular faith tradition.</i></p>

What religious festivals do we and other people celebrate? Some Christian Festivals: Christmas			
<p>Communication and language: children will become comfortable with a wide Christian vocabulary of Christmas</p> <p>PSED: children will note and respond to ideas about caring, sharing and kindness in relation to Christmas festivities</p> <p>Understanding the world: children will participate in imaginative role play and develop an awareness of some religious clothes, objects and rituals.</p> <p>EAD: children will create work drawing on their learning about Christmas, sharing their creations and explaining their meanings</p>	<p>Christians celebrate Jesus' birth at Christmas</p> <ul style="list-style-type: none"> • Use role play, drama and songs to tell the story of the Baby at Bethlehem. The more animal costumes, straw, and angel wings, the better. • Show children the BBC 'Religions of the World' animation of the Christmas story. Talk about what matters most in the story. What are the key words? • In the role play area, create Bethlehem: an inn, stable, hillside and manger. You could allow children to play carefully with the figures from a nativity set. • Make a display of Christmas cards (parents will contribute in January for use next December!). Allow children to sort Christmas cards by type – ask them which cards show Mary, Jesus, Joseph, the angel and the shepherds from the story. Alternatively use pack of Christmas picture cards. Talk about what the pictures show and how they help people think about Jesus birth. • Use a book such as 'A Christmas Journey': the story of a little girl trying to find the real meaning of Christmas. • Tell the story of Jesus birth using 'Baby Jesus' by Lois Rock. The book has questions included to help children engage with the story. • 'Firm Foundations' Book 1 has resources in for Christmas. • What would make a nice present for Baby Jesus? Choose, wrap them up and bring them along to the manger. Songs and the nativity play can be incorporated here. • To get them thinking about the deeper meaning of the festival, ask children to make a picture of light and teach them that Christians think Christmas is a festival of light. Ask some 'questions of wonder': Was baby Jesus like a light? What lights were there in the story? What can we think of that lights up our lives?' 	<p>All pupils can encounter a festival story and join in with a class or group retelling.</p> <p>Many pupils can talk about and show interest in a festival story.</p> <p>Some pupils can retell a festival story and notice and talk about elements within it that make them wonder.</p>	<p><i>It's important in RE to give time and space the distinctive Christian meanings of Christmas: Jesus is God's gift to humanity. Some celebrations in school leave out all the religious meanings – that's not good teaching of RE</i></p>
			<p><i>Ask children to make a picture of light and teach them that Christians think Christmas is a festival of light.</i></p>

Christian festivals: Easter. How and why do Christians celebrate Easter? (Maybe 2-3 short sessions / lessons)			
<p>Communication and language: children will <i>use language to imagine and recreate roles and experiences</i></p> <p>PSED: children will <i>respond to significant experiences, managing their emotions and showing a range of feelings when appropriate.</i></p> <p>Understanding the world: children will talk about the lives of people around them and understand characters and events from Christian stories</p> <p>EAD: children will develop their ability to communicate through the arts what they are learning about Easter.</p>	<p>Learning about a Christian Festival: Christians celebrate Easter – new life in the spring, hope after sadness. Select activities from these:</p> <ul style="list-style-type: none"> • Focus on 'Easter' and discuss how they celebrate it – a pictorial mindmap or collage can be made showing how members of the class mark Easter. (This should be possible for non-Christians who may mark Easter by the secular practice of giving Easter eggs). • An Easter Bonnet parade, where children make their own, is a fun activity. • Show children the BBC 'Religions of the World' animation about Easter stories, and talk about the scary and cheery parts of the story. • Ask pupils if they know why Christians celebrate Easter? Simplify and retell the story of Jesus, disliked by some and put to death on a cross. • Focus on the Easter day experience of the women from Matt 28:1-10 (see 'Special Times' – RE Today, for this story and activity) • Or create a feelings graph based on how the women felt that day. • Explain that Jesus having new life is called the resurrection • 'Firm Foundations' book 2 has resources in for Lent and Easter. Tell the story of Easter using resources suggested. Make an Easter Table display. • Explore symbols of Easter e.g Easter eggs, chicks, hot cross buns. Include and talk about the specific symbols of the Christian Easter, including the cross, Pascal candle, palm cross, Easter garden with empty grave and more. What are the meanings of these things? Why do they matter? How are they connected to stories of Jesus? How are these used at Easter? Draw the symbols. Taste hot cross buns. Have a range of crosses available to show the children. Talk about the crosses – which one is their favourite cross? Why? Children create their own crosses. • Explore some ways Christians celebrate: e.g. Pysanka – the art of decorating eggs in the Ukraine. Painted rings on the eggs represent life without end, red represents love; Greek Orthodox dye eggs red to symbolise the blood of Christ; games like rolling the egg down a hill or cracking an opponent's egg are said to represent the stone being rolled away from the tomb. • Decorate a plaster of paris egg, dipped in paint, with little beads and all sorts of ribbon and fabric: why do people use an egg for a sign at Easter? • The stories of Tattybogle and Rechenka's Eggs parallel the Easter message of new life • A forest school approach would look for signs of new life in the forest; on a walk. 	<p>All pupils can hear the Easter story and handle artefacts associated with Easter.</p> <p>Many pupils can talk about the Easter story and say something about how people celebrate the festival and why it is special for Christians.</p> <p>Some pupils can retell the Easter story, talk about why the festival is special for Christians and suggest meanings of the empty cross and artefacts related to Easter.</p>	<p><i>Tell the stories of Holy Week and Easter and connect them to the ways Christians celebrate these stories today.</i></p> <p><i>Use songs and music to explore the stories.</i></p>
		 <p><i>Early learning uses symbols, food, fun and festivities in RE</i></p>	

--	--	--

What religious festivals do we and other people celebrate? Some Hindu Festivals			
<p>Communication and language: children will develop their spoken language so that they can use newly acquired vocabulary to talk about divali</p> <p>PSED: children will learn how to understand their own feelings and those of others in relation to stories and festivals</p> <p>Understanding the world: children will make sense of their community by listening to a broad range of stories, poems and songs about divali</p> <p>EAD: children will build their imagination and creativity through play that focuses on the stories and celebrations of divali</p>	<p>Hindu people Celebrate Diwali: light winning against darkness</p> <ul style="list-style-type: none"> • Get some Indian costumes for dressing up. Use ten face masks to make Ravana. What would make him scary? • Tell the story of Rama and Sita. In a simple version, for the youngest children, it is fun to use puppets if you can. Use 'goodies and baddies' as a way of telling the story. Emphasise emotions in your re-telling. (The BBC version is useful) • Discuss issues of right and wrong. Show pictures of the main characters and label them with 'good' or 'bad'. Pick a character to draw. Look carefully at their clothes, hair, etc. Tell an adult something about the character from the story (eg, Sita was very frightened when she was taken away). • Make a throne to use as part of the story telling, and some golden slippers to put on it, as a reminder of Rama's exile in the story. Use some other props to tell the story in exciting ways. • Explain how Hindus celebrate Diwali. In groups make the following: divas from clay, rangoli patterns, mehndi patterns on cut out hands, cards and presents, Indian sweets. Have a class celebration, including: dancing to Indian music, acting out the return of Rama and Sita, divas could form a track to the thrones (Caution: light divas carefully, and have some water ready, just in case.), use scarves for head covering, eat Indian sweets. • Children can complete the sentence: 'The part of the story I liked best was...' 		<p>All children can hear the story of Diwali and join in with class or group retelling</p> <p>Many children can talk about the story of Diwali and say something about how people celebrate the festival.</p> <p>Some children can retell the story of Diwali and talk about their favourite person within it. They can name at least 3 elements of Diwali celebrations.</p>
			<p>Show pupils the BBC 'Religions of the world' animation of the Diwali story and talk about how the artist has drawn the pictures to show what happens. What did the pupils like?</p>

How and why do Muslims celebrate Eid-ul-Fitr?			
<p>Communication and language: children will develop their spoken language so that they can use new vocabulary about Islam and Eid Al Fitr</p> <p>PSED: children will talk and think about simple values like respect for others and generosity</p> <p>Understanding the world: children will know some similarities and differences between festivals and celebrations including Eid Al Fitr</p> <p>EAD: children will recount Muslim religious stories inventively and imaginatively</p>	<p>Learning about a Muslim festival</p> <ul style="list-style-type: none"> • Focus on 'Eid-ul-Fitr' on a simple mind map extending it as the teaching and learning progresses; • Why would a book have a special stand and silk cloth? Show pupils a Qur'an (or picture) on its stand. This is a clue behind the festival. Tell them about the importance of the Qur'an as God's message, given to humans through his Prophet Muhammad. Encourage pupils to reflect on prior learning and establish that Muhammad received the Qur'an during the month of Ramadan. Muslims remember this important time by fasting during daylight hours. Fasting reminds them about caring for the poor, being patient, keeping going when things are difficult, and about the goodness of Allah. Eid-ul-Fitr is the great celebration to mark the end of the month of fasting. Why is it such an exciting celebration? • Remind pupils of the 'celebrations box' from the first lesson, asking pupils to suggest how Muslims might celebrate Eid-ul-Fitr. If possible, ask Muslim pupils who are present in the class how they celebrate Eid-ul-Fitr • Read a Muslim story book like 'My Id-ul-Fitr' (use it as a literacy text) <p>Explore the important practices and customs of Eid:</p> <ul style="list-style-type: none"> • sending Eid cards to friends and family – look at example and talk about 'who, when, why? • visiting neighbours, friends, family – link to children's experiences • receiving gifts and new clothes – talk about how it feels, why it is fun and when • going to say prayers at the Mosque, remembering Ramadan stories, giving to charity, showing happiness <p>Children might tackle some of these tasks in small groups, and share their learning</p> <ol style="list-style-type: none"> 1. making Eid cards. These should open from right to left because the Arabic language is written in this direction. Use patterns, buildings, or other decorations for the front (not people) and write a message inside (Eid Mubarak). Talk about why it is good to think of others at special times. 	<p>All children will join in with activities learning about Muslim traditions at Eid and show some interest in ways of life of people who are familiar to them and from different backgrounds.</p> <p>Many children can talk about some elements of what happens at Eid-ul-Fitr. They can say how they think Muslims will feel at Eid-ul-Fitr and talk about whether they have ever felt like that.</p> <p>Some children can talk knowledgeably about at least 3 elements of what happens at Eid-ul-Fitr. They can say how they think Muslims will feel at Eid-ul-Fitr and talk about whether they have ever felt like that. They can say why Muslims give gifts at Eid.</p>	<p><i>Special Times, ed Joyce Mackley from RE Today Services, includes some activities on Eid-ul-Fitr</i></p>

Continued

	<ol style="list-style-type: none"> 2. making a prayer mat or Qur'an stand. Talk about how these help Muslims to show respect to God. 3. making some of the food associated with Eid and having an Eid party in class. Talk about how food helps to make a celebration special. Compare their own experiences of special food with Muslim celebrations of Eid. 4. using face paint instead of henna to create mendi patterns on the palms of hands using geometric and flower designs. Talk about what impact this has on how people see them, making some connections with Muslim experiences. E.g. Muslims are proud to show that they belong to their religious community, and are happy for people to know it. How do pupils feel about people knowing about their commitments – such as through wearing a scarf for a football team or a t-shirt for a pop band? <p>Anything we can do ourselves?</p> <ul style="list-style-type: none"> • Suggest a 'snack fast' for a short time (for example, if fruit is normally eaten in the morning at school, do not serve it at the regular time and think about who we could give the fruit to that really needs it – the fruit could either be given to the selected cause or be eaten later than the usual time, after pupils have discussed and thought about the implications of their fast). Talk about why this is a good thing to do. Why is it good to give things up? Why is it good to help others? • Talk about what is most important about any of the pupils' own celebrations and see if they can make any links or explain any differences between the importance to Muslims and to themselves. 		
--	--	--	--

What did we notice about all the festivals? What can we learn?			
<p>Communication and language: children will engage actively with stories, rhymes and poems taking opportunities to learn and use new vocabulary from different religions</p> <p>PSED: children will talk and think about simple values from different stories and religions</p> <p>Understanding the world: children will make sense of their community by learning about some similarities and differences between the festivals of different religions</p> <p>EAD: children will create, share and explain work that draws from different religions in response to their learning</p>	<p>What did we learn?</p> <ul style="list-style-type: none"> • Show pupils reminders of all the festivals they have learned about. Can they remember which is which, what the different objects and artefacts are used for and what they mean? • Ask pupils to think about how it feels for, e.g. Muslims to celebrate Eid and Christians to celebrate Easter. Collect all the 'feelings words' they can think of. • Ask pupils if and when they feel these emotions. • Ask pupils if others they have studied, e.g. Jewish people celebrating Hanukkah or Purim, or Hindu people celebrating Diwali might feel the same. • Ask pupils what is the same and what is different about the festivals. • Use a bank of key words: can pupils say which of the keywords go with the different religions? 3 or 4 words from each of the religions show a lot about pupils' understanding. Can they talk about what the key words mean and why they matter? How about this list: Church / Mosque / Synagogue / Temple / Divali / Easter / Purim / Eid / Jesus / Muhammad / Rama / Judah the Hammer (Maccabee) / Fun / Story / Memory / Feasting. • Can pairs of pupils come up with questions they would like to ask about the festivals? They may get answers to these in RE lessons later on in school. • Ask pupils what they like about each of the different festivals. <p>Display Create classroom displays on walls or table tops using artefacts, examples of children's work and strong visual materials. Celebrate the learning with photos and music if you can as well. Use the 16 key words and pupils' thoughts or writing about them.</p>	<p>All pupils can speak about their experience and the experience of others.</p> <p>Many pupils can speak about their experience and the experience of others, recalling some elements of festivals they have learnt about. They can say what they like about different festivals.</p> <p>Some pupils can speak about their experience and the experience of others – recalling a good amount of elements of festivals accurately. They can say what they like about different festivals and work with others to create at least 2 questions they would like to ask about the festival.</p>	<p>Circle time is a good place for this final activity.</p> <p>Teachers are often surprised at how deeply engaged children can be in relation to the religions of others: this will only show up if good time, space and encouragement to talk is given.</p>